

Ras (G13V)

Catalog Number: 26477

Gene Symbol: H-Ras; K-Ras; N-Ras

Description: Anti-RAS (G13V) Mouse Monoclonal Antibody

Background: Ras protein is a membrane-associated GTPase signaling protein that regulates proliferation, differentiation, and cell survival. Ras G13V mutation result in decreased GTPase activity and constitutive signaling, and is correlated with the development of pancreatic intraepithelial neoplasia and lung lesions.

Immunogen: A synthetic peptide from the internal region of Ras which includes the mutation of G13V, human origin.

Tested applications: ELISA, WB, IF, IHC

Recommended dilutions:

ELISA: 1:1000-1:5000

WB: 1:500-1:1000

IF: 1:50-1:100

IHC: 1:20-1:100

Concentration: 1 mg/ml

Host: Mouse

Clonality: Monoclonal

Purity: Purified from ascites

Format: Liquid

Storage buffer:


Preservative: no

Constituents: PBS (without Mg²⁺ and Ca²⁺), pH 7.4, 150 mM NaCl, 50% glycerol

Species Reactivity: Recognizes G13V mutant, but not wild-type RAS of vertebrates.

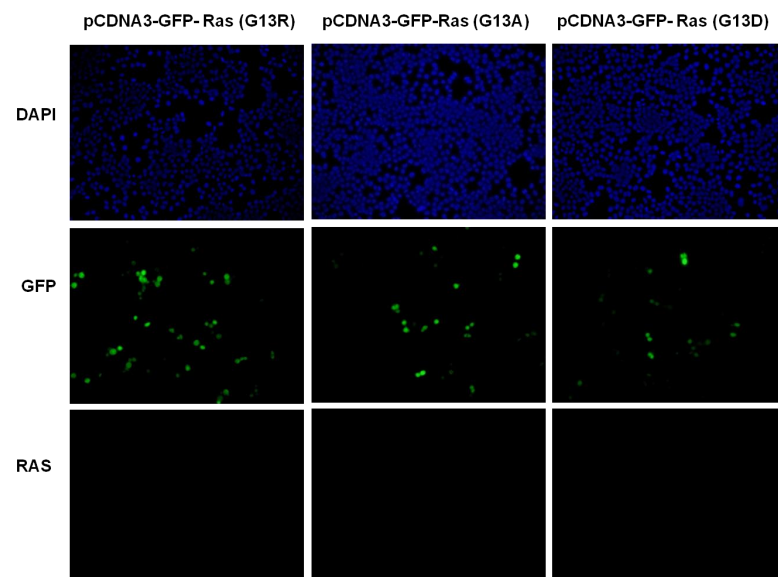
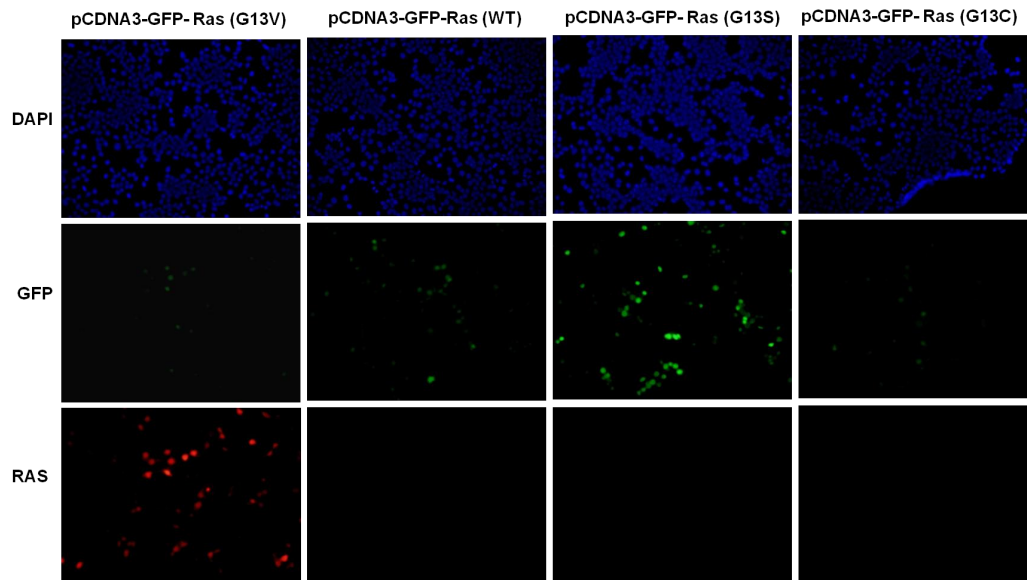
Storage Conditions: Store at -20°C. Avoid freeze / thaw cycles.

Western blot:



Western blot analysis of recombinant Ras proteins. Purified His-tagged Ras (G13V) protein (lane 1), corresponding wildtype protein (lane 2), His-tagged Ras (G13S) protein (lane 3), His-tagged Ras (G13C) protein (lane 4), His-tagged Ras (G13R) protein (lane 5), His-tagged Ras (G13A) protein (lane 6) were blotted with anti-Ras (G13V) monoclonal antibody (Cat. #26477).

Immunofluorescence:



Immunofluorescence of cells expressing Ras proteins with anti-Ras (G13V) antibody.

HEK293T cells were transfected with

pCDNA3-GFP-Ras (G13V) plasmid, pCDNA3-GFP-Ras (WT) plasmid,

pCDNA3-GFP-Ras (G13R) plasmid, pCDNA3-GFP-Ras (G13A) plasmid

or pCDNA3-GFP-Ras (G13D) plasmid, then fixed and stained with anti-Ras (G13V) monoclonal

antibody (Cat. #26477).